



1062CH06


TRIANGLES

6

6.1 Introduction

You are familiar with triangles and many of their properties from your earlier classes. In Class IX, you have studied congruence of triangles in detail. Recall that two figures are said to be *congruent*, if they have the same shape and the same size. In this chapter, we shall study about those figures which have the same shape but not necessarily the same size. Two figures having the same shape (and not necessarily the same size) are called *similar figures*. In particular, we shall discuss the similarity of triangles and apply this knowledge in giving a simple proof of Pythagoras Theorem learnt earlier.

Can you guess how heights of mountains (say Mount Everest) or distances of some long distant objects (say moon) have been found out? Do you think these have



been measured directly with the help of a measuring tape? In fact, all these heights and distances have been found out using the idea of indirect measurements, which is based on the principle of similarity of figures (see Example 7, Q.15 of Exercise 6.3 and also Chapters 8 and 9 of this book).

6.2 Similar Figures

In Class IX, you have seen that all circles with the same radii are congruent, all squares with the same side lengths are congruent and all equilateral triangles with the same side lengths are congruent.

Now consider any two (or more) circles [see Fig. 6.1 (i)]. Are they congruent? Since all of them do not have the same radius, they are not congruent to each other. Note that some are congruent and some are not, but all of them have the same shape. So they all are, what we call, *similar*. Two similar figures have the same shape but not necessarily the same size. Therefore, all circles are similar. What about two (or more) squares or two (or more) equilateral triangles [see Fig. 6.1 (ii) and (iii)]? As observed in the case of circles, here also all squares are similar and all equilateral triangles are similar.

From the above, we can say that *all congruent figures are similar but the similar figures need not be congruent*.

Can a circle and a square be similar? Can a triangle and a square be similar? These questions can be answered by just looking at the figures (see Fig. 6.1). Evidently these figures are not similar. (Why?)

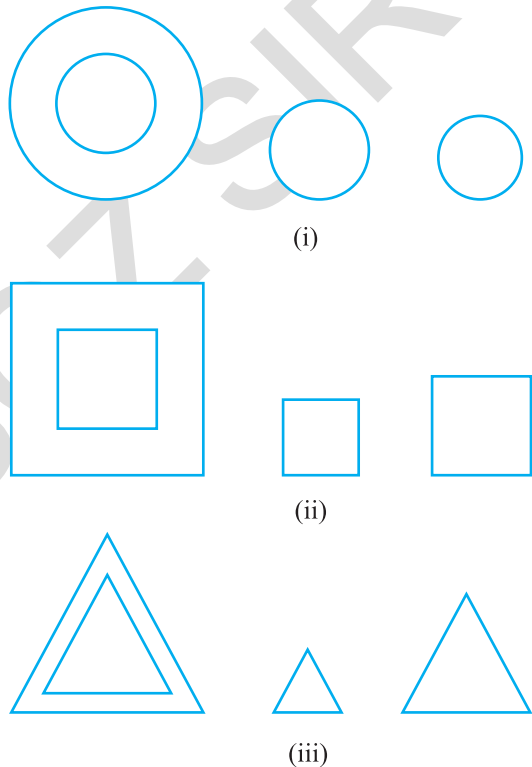


Fig. 6.1

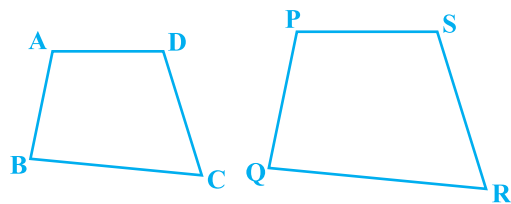


Fig. 6.2

What can you say about the two quadrilaterals ABCD and PQRS (see Fig 6.2)? Are they similar? These figures appear to be similar but we cannot be certain about it. Therefore, we must have some definition of similarity of figures and based on this definition some rules to decide whether the two given figures are similar or not. For this, let us look at the photographs given in Fig. 6.3:



Fig. 6.3

You will at once say that they are the photographs of the same monument (Taj Mahal) but are in different sizes. Would you say that the three photographs are similar? Yes, they are.

What can you say about the two photographs of the same size of the same person one at the age of 10 years and the other at the age of 40 years? Are these photographs similar? These photographs are of the same size but certainly they are not of the same shape. So, they are not similar.

What does the photographer do when she prints photographs of different sizes from the same negative? You must have heard about the stamp size, passport size and postcard size photographs. She generally takes a photograph on a small size film, say of 35mm size and then enlarges it into a bigger size, say 45mm (or 55mm). Thus, if we consider any line segment in the smaller photograph (figure), its corresponding line

segment in the bigger photograph (figure) will be $\frac{45}{35}$ (or $\frac{55}{35}$) of that of the line segment.

This really means that every line segment of the smaller photograph is enlarged (increased) *in the ratio* 35:45 (or 35:55). It can also be said that every line segment of the bigger photograph is reduced (decreased) in the ratio 45:35 (or 55:35). Further, if you consider inclinations (or angles) between any pair of corresponding line segments in the two photographs of different sizes, you shall see that these inclinations (or angles) *are always equal*. This is the essence of the similarity of two figures and in particular of two polygons. We say that:

Two polygons of the same number of sides are similar, if (i) their corresponding angles are equal and (ii) their corresponding sides are in the same ratio (or proportion).

Note that the same ratio of the corresponding sides is referred to as *the scale factor* (or the *Representative Fraction*) for the polygons. You must have heard that world maps (i.e., global maps) and blue prints for the construction of a building are prepared using a suitable scale factor and observing certain conventions.

In order to understand similarity of figures more clearly, let us perform the following activity:

Activity 1 : Place a lighted bulb at a point O on the ceiling and directly below it a table in your classroom. Let us cut a polygon, say a quadrilateral ABCD, from a plane cardboard and place this cardboard parallel to the ground between the lighted bulb and the table. Then a shadow of ABCD is cast on the table. Mark the outline of this shadow as A'B'C'D' (see Fig.6.4).

Note that the quadrilateral A'B'C'D' is an enlargement (or magnification) of the quadrilateral ABCD. This is because of the property of light that light propagates in a straight line. You may also note that A' lies on ray OA, B' lies on ray OB, C' lies on ray OC and D' lies on ray OD. Thus, quadrilaterals A'B'C'D' and ABCD are of the same shape but of different sizes.




Fig. 6.4

So, quadrilateral A'B'C'D' is similar to quadrilateral ABCD. We can also say that quadrilateral ABCD is similar to the quadrilateral A'B'C'D'.

Here, you can also note that vertex A' corresponds to vertex A, vertex B' corresponds to vertex B, vertex C' corresponds to vertex C and vertex D' corresponds to vertex D. Symbolically, these correspondences are represented as $A' \leftrightarrow A$, $B' \leftrightarrow B$, $C' \leftrightarrow C$ and $D' \leftrightarrow D$. By actually measuring the angles and the sides of the two quadrilaterals, you may verify that

$$(i) \angle A = \angle A', \angle B = \angle B', \angle C = \angle C', \angle D = \angle D' \text{ and}$$

$$(ii) \frac{AB}{A'B'} = \frac{BC}{B'C'} = \frac{CD}{C'D'} = \frac{DA}{D'A'}.$$

This again emphasises that *two polygons of the same number of sides are similar, if (i) all the corresponding angles are equal and (ii) all the corresponding sides are in the same ratio (or proportion).*

From the above, you can easily say that quadrilaterals ABCD and PQRS of Fig. 6.5 are similar.

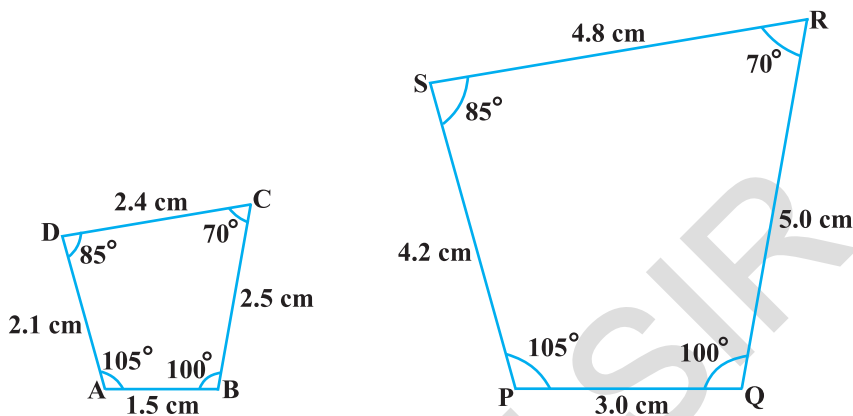


Fig. 6.5

Remark : You can verify that if one polygon is similar to another polygon and this second polygon is similar to a third polygon, then the first polygon is similar to the third polygon.

You may note that in the two quadrilaterals (a square and a rectangle) of Fig. 6.6, corresponding angles are equal, but their corresponding sides are not in the same ratio.

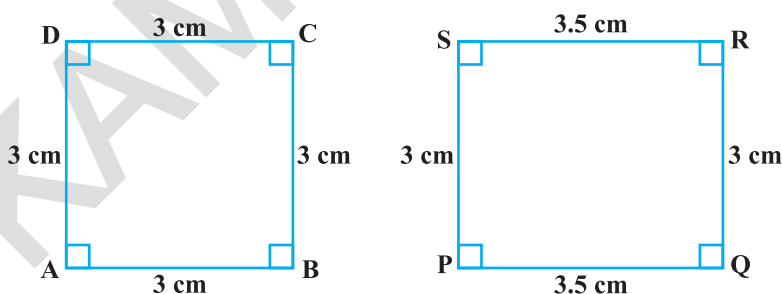


Fig. 6.6

So, the two quadrilaterals are not similar. Similarly, you may note that in the two quadrilaterals (a square and a rhombus) of Fig. 6.7, corresponding sides are in the same ratio, but their corresponding angles are not equal. Again, the two polygons (quadrilaterals) are not similar.

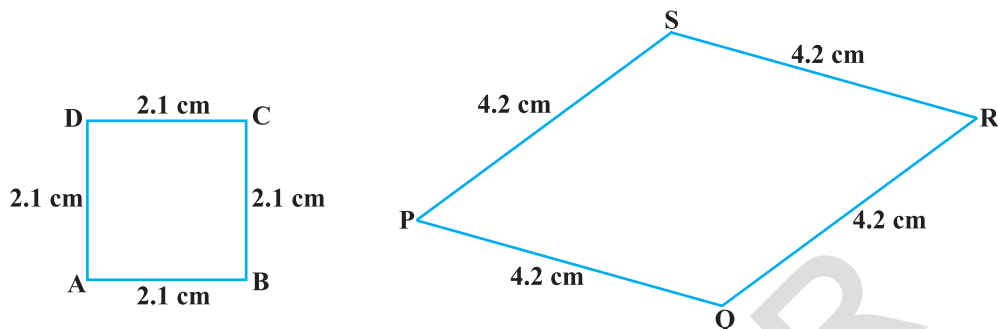


Fig. 6.7

Thus, either of the above two conditions (i) and (ii) of similarity of two polygons is not sufficient for them to be similar.

EXERCISE 6.1

- Fill in the blanks using the correct word given in brackets :
 - All circles are _____. (congruent, similar)
 - All squares are _____. (similar, congruent)
 - All _____ triangles are similar. (isosceles, equilateral)
 - Two polygons of the same number of sides are similar, if (a) their corresponding angles are _____ and (b) their corresponding sides are _____. (equal, proportional)
- Give two different examples of pair of
 - similar figures.
 - non-similar figures.
- State whether the following quadrilaterals are similar or not:

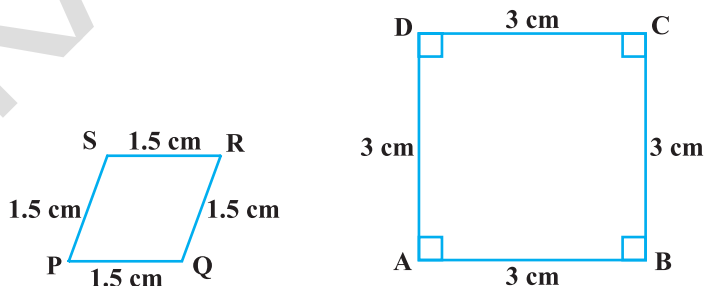


Fig. 6.8

6.3 Similarity of Triangles

What can you say about the similarity of two triangles?

You may recall that triangle is also a polygon. So, we can state the same conditions for the similarity of two triangles. That is:

Two triangles are similar, if

- (i) *their corresponding angles are equal and*
- (ii) *their corresponding sides are in the same ratio (or proportion).*

Note that if corresponding angles of two triangles are equal, then they are known as *equiangular triangles*. A famous Greek mathematician Thales gave an important truth relating to two equiangular triangles which is as follows:

The ratio of any two corresponding sides in two equiangular triangles is always the same.

It is believed that he had used a result called the *Basic Proportionality Theorem* (now known as the *Thales Theorem*) for the same.

To understand the Basic Proportionality Theorem, let us perform the following activity:

Activity 2 : Draw any angle XAY and on its one arm AX, mark points (say five points) P, Q, D, R and B such that $AP = PQ = QD = DR = RB$.

Now, through B, draw any line intersecting arm AY at C (see Fig. 6.9).

Also, through the point D, draw a line parallel to BC to intersect AC at E. Do you observe from

your constructions that $\frac{AD}{DB} = \frac{3}{2}$? Measure AE and

EC. What about $\frac{AE}{EC}$? Observe that $\frac{AE}{EC}$ is also equal to $\frac{3}{2}$. Thus, you can see that

in ΔABC , $DE \parallel BC$ and $\frac{AD}{DB} = \frac{AE}{EC}$. Is it a coincidence? No, it is due to the following theorem (known as the Basic Proportionality Theorem):

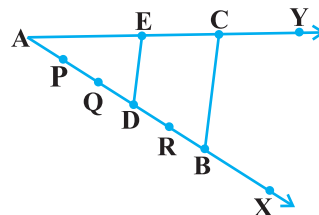
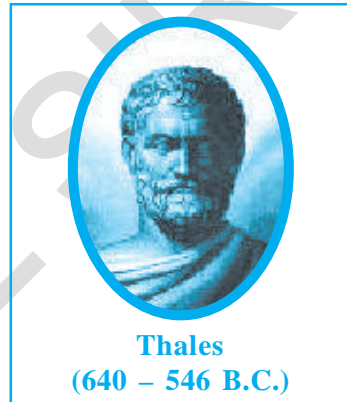


Fig. 6.9

Theorem 6.1 : *If a line is drawn parallel to one side of a triangle to intersect the other two sides in distinct points, the other two sides are divided in the same ratio.*

Proof : We are given a triangle ABC in which a line parallel to side BC intersects other two sides AB and AC at D and E respectively (see Fig. 6.10).

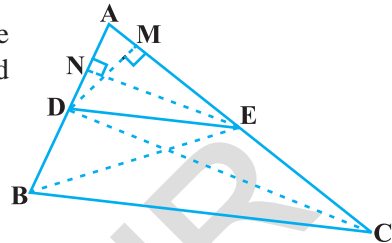


Fig. 6.10

We need to prove that $\frac{AD}{DB} = \frac{AE}{EC}$.

Let us join BE and CD and then draw $DM \perp AC$ and $EN \perp AB$.

Now, area of $\triangle ADE$ ($= \frac{1}{2}$ base \times height) $= \frac{1}{2} AD \times EN$.

Recall from Class IX, that area of $\triangle ADE$ is denoted as $\text{ar}(\triangle ADE)$.

So,
$$\text{ar}(\triangle ADE) = \frac{1}{2} AD \times EN$$

Similarly,
$$\text{ar}(\triangle BDE) = \frac{1}{2} DB \times EN,$$

$$\text{ar}(\triangle ADE) = \frac{1}{2} AE \times DM \quad \text{and} \quad \text{ar}(\triangle DEC) = \frac{1}{2} EC \times DM.$$

Therefore,
$$\frac{\text{ar}(\triangle ADE)}{\text{ar}(\triangle BDE)} = \frac{\frac{1}{2} AD \times EN}{\frac{1}{2} DB \times EN} = \frac{AD}{DB} \quad (1)$$

and
$$\frac{\text{ar}(\triangle ADE)}{\text{ar}(\triangle DEC)} = \frac{\frac{1}{2} AE \times DM}{\frac{1}{2} EC \times DM} = \frac{AE}{EC} \quad (2)$$

Note that $\triangle BDE$ and $\triangle DEC$ are on the same base DE and between the same parallels BC and DE.

So,
$$\text{ar}(\triangle BDE) = \text{ar}(\triangle DEC) \quad (3)$$

Therefore, from (1), (2) and (3), we have :

$$\frac{AD}{DB} = \frac{AE}{EC}$$

Is the converse of this theorem also true (For the meaning of converse, see Appendix 1)? To examine this, let us perform the following activity:

Activity 3 : Draw an angle XAY on your notebook and on ray AX, mark points B_1, B_2, B_3, B_4 and B such that $AB_1 = B_1B_2 = B_2B_3 = B_3B_4 = B_4B$.

Similarly, on ray AY, mark points C_1, C_2, C_3, C_4 and C such that $AC_1 = C_1C_2 = C_2C_3 = C_3C_4 = C_4C$. Then join B_1C_1 and BC (see Fig. 6.11).

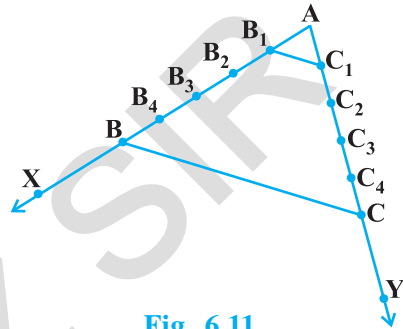


Fig. 6.11

Note that $\frac{AB_1}{B_1B} = \frac{AC_1}{C_1C}$ (Each equal to $\frac{1}{4}$)

You can also see that lines B_1C_1 and BC are parallel to each other, i.e.,

$$B_1C_1 \parallel BC \quad (1)$$

Similarly, by joining B_2C_2, B_3C_3 and B_4C_4 , you can see that:

$$\frac{AB_2}{B_2B} = \frac{AC_2}{C_2C} \left(= \frac{2}{3} \right) \text{ and } B_2C_2 \parallel BC \quad (2)$$

$$\frac{AB_3}{B_3B} = \frac{AC_3}{C_3C} \left(= \frac{3}{2} \right) \text{ and } B_3C_3 \parallel BC \quad (3)$$

$$\frac{AB_4}{B_4B} = \frac{AC_4}{C_4C} \left(= \frac{4}{1} \right) \text{ and } B_4C_4 \parallel BC \quad (4)$$

From (1), (2), (3) and (4), it can be observed that if a line divides two sides of a triangle in the same ratio, then the line is parallel to the third side.

You can repeat this activity by drawing any angle XAY of different measure and taking any number of equal parts on arms AX and AY. Each time, you will arrive at the same result. Thus, we obtain the following theorem, which is the converse of Theorem 6.1:

Theorem 6.2 : *If a line divides any two sides of a triangle in the same ratio, then the line is parallel to the third side.*

This theorem can be proved by taking a line DE such

that $\frac{AD}{DB} = \frac{AE}{EC}$ and assuming that DE is not parallel to BC (see Fig. 6.12).

If DE is not parallel to BC, draw a line DE' parallel to BC.

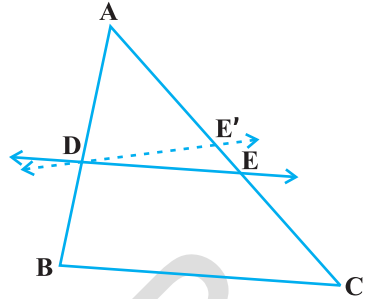


Fig. 6.12

So, $\frac{AD}{DB} = \frac{AE'}{E'C}$ (Why ?)

Therefore, $\frac{AE}{EC} = \frac{AE'}{E'C}$ (Why ?)

Adding 1 to both sides of above, you can see that E and E' must coincide. (Why ?)

Let us take some examples to illustrate the use of the above theorems.

Example 1 : If a line intersects sides AB and AC of a ΔABC at D and E respectively

and is parallel to BC, prove that $\frac{AD}{AB} = \frac{AE}{AC}$ (see Fig. 6.13).

Solution :

$$DE \parallel BC$$

(Given)

So, $\frac{AD}{DB} = \frac{AE}{EC}$

(Theorem 6.1)

or, $\frac{DB}{AD} = \frac{EC}{AE}$

or, $\frac{DB}{AD} + 1 = \frac{EC}{AE} + 1$

or, $\frac{AB}{AD} = \frac{AC}{AE}$

So, $\frac{AD}{AB} = \frac{AE}{AC}$

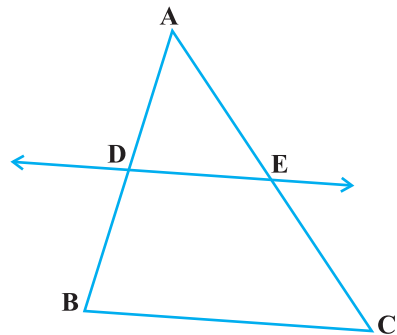


Fig. 6.13

Example 2 : ABCD is a trapezium with $AB \parallel DC$. E and F are points on non-parallel sides AD and BC respectively such that EF is parallel to AB

(see Fig. 6.14). Show that $\frac{AE}{ED} = \frac{BF}{FC}$.

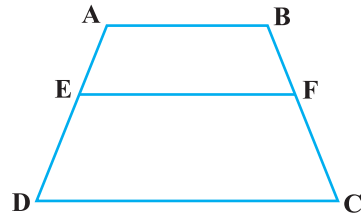


Fig. 6.14

Solution : Let us join AC to intersect EF at G (see Fig. 6.15).

$AB \parallel DC$ and $EF \parallel AB$ (Given)

So, $EF \parallel DC$ (Lines parallel to the same line are parallel to each other)

Now, in $\triangle ADC$,

$EG \parallel DC$ (As $EF \parallel DC$)

So, $\frac{AE}{ED} = \frac{AG}{GC}$ (Theorem 6.1) (1)

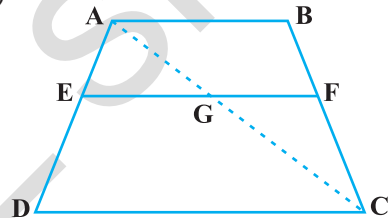


Fig. 6.15

Similarly, from $\triangle CAB$,

$$\frac{CG}{AG} = \frac{CF}{BF}$$

i.e., $\frac{AG}{GC} = \frac{BF}{FC}$ (2)

Therefore, from (1) and (2),

$$\frac{AE}{ED} = \frac{BF}{FC}$$

Example 3 : In Fig. 6.16, $\frac{PS}{SQ} = \frac{PT}{TR}$ and $\angle PST = \angle PRQ$. Prove that PQR is an isosceles triangle.

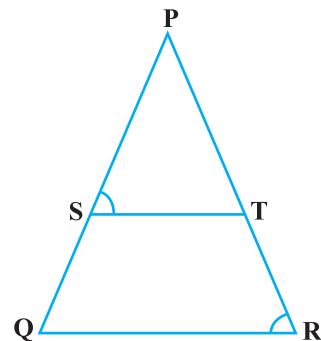


Fig. 6.16

Solution : It is given that $\frac{PS}{SQ} = \frac{PT}{TR}$.

So, $ST \parallel QR$ (Theorem 6.2)

Therefore, $\angle PST = \angle PRQ$ (Corresponding angles) (1)

Also, it is given that

$$\angle PST = \angle PRQ \quad (2)$$

So, $\angle PRQ = \angle PQR$ [From (1) and (2)]

Therefore, $PQ = PR$ (Sides opposite the equal angles)

i.e., PQR is an isosceles triangle.

EXERCISE 6.2

1. In Fig. 6.17, (i) and (ii), $DE \parallel BC$. Find EC in (i) and AD in (ii).

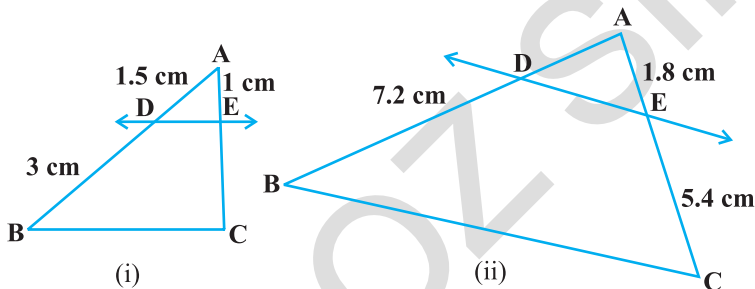


Fig. 6.17

2. E and F are points on the sides PQ and PR respectively of a $\triangle PQR$. For each of the following cases, state whether $EF \parallel QR$:

- $PE = 3.9$ cm, $EQ = 3$ cm, $PF = 3.6$ cm and $FR = 2.4$ cm
- $PE = 4$ cm, $QE = 4.5$ cm, $PF = 8$ cm and $RF = 9$ cm
- $PQ = 1.28$ cm, $PR = 2.56$ cm, $PE = 0.18$ cm and $PF = 0.36$ cm

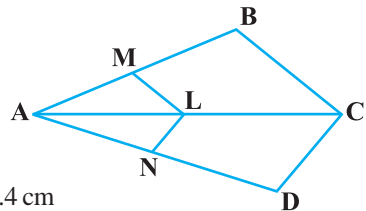


Fig. 6.18

3. In Fig. 6.18, if $LM \parallel CB$ and $LN \parallel CD$, prove that

$$\frac{AM}{AB} = \frac{AN}{AD}$$

4. In Fig. 6.19, $DE \parallel AC$ and $DF \parallel AE$. Prove that

$$\frac{BF}{FE} = \frac{BE}{EC}$$

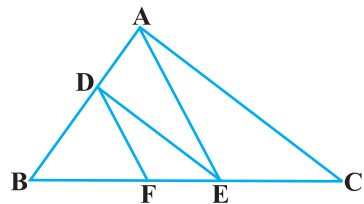


Fig. 6.19

5. In Fig. 6.20, $DE \parallel OQ$ and $DF \parallel OR$. Show that $EF \parallel QR$.
6. In Fig. 6.21, A, B and C are points on OP, OQ and OR respectively such that $AB \parallel PQ$ and $AC \parallel PR$. Show that $BC \parallel QR$.
7. Using Theorem 6.1, prove that a line drawn through the mid-point of one side of a triangle parallel to another side bisects the third side. (Recall that you have proved it in Class IX).
8. Using Theorem 6.2, prove that the line joining the mid-points of any two sides of a triangle is parallel to the third side. (Recall that you have done it in Class IX).
9. ABCD is a trapezium in which $AB \parallel DC$ and its diagonals intersect each other at the point O. Show

$$\text{that } \frac{AO}{BO} = \frac{CO}{DO}.$$

10. The diagonals of a quadrilateral ABCD intersect each other at the point O such that $\frac{AO}{BO} = \frac{CO}{DO}$. Show that ABCD is a trapezium.

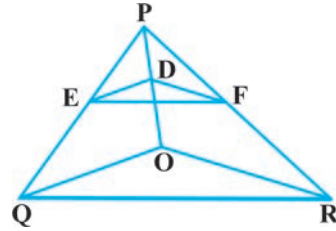


Fig. 6.20

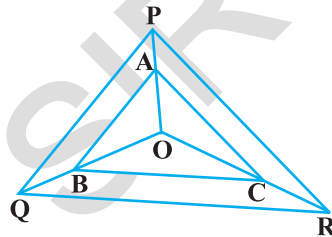


Fig. 6.21

6.4 Criteria for Similarity of Triangles

In the previous section, we stated that two triangles are similar, if (i) their corresponding angles are equal and (ii) their corresponding sides are in the same ratio (or proportion).

That is, in $\triangle ABC$ and $\triangle DEF$, if

- (i) $\angle A = \angle D$, $\angle B = \angle E$, $\angle C = \angle F$ and

- (ii) $\frac{AB}{DE} = \frac{BC}{EF} = \frac{CA}{FD}$, then the two triangles are similar (see Fig. 6.22).

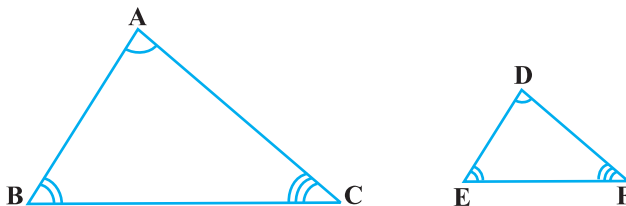


Fig. 6.22

Here, you can see that A corresponds to D, B corresponds to E and C corresponds to F. Symbolically, we write the similarity of these two triangles as ' $\Delta ABC \sim \Delta DEF$ ' and read it as 'triangle ABC is similar to triangle DEF'. The symbol ' \sim ' stands for 'is similar to'. Recall that you have used the symbol ' \cong ' for 'is congruent to' in Class IX.

It must be noted that as done in the case of congruency of two triangles, the similarity of two triangles should also be expressed symbolically, using correct correspondence of their vertices. For example, for the triangles ABC and DEF of Fig. 6.22, we cannot write $\Delta ABC \sim \Delta EDF$ or $\Delta ABC \sim \Delta FED$. However, we can write $\Delta BAC \sim \Delta EDF$.

Now a natural question arises : For checking the similarity of two triangles, say ABC and DEF, should we always look for all the equality relations of their corresponding angles ($\angle A = \angle D$, $\angle B = \angle E$, $\angle C = \angle F$) and all the equality relations of the ratios

of their corresponding sides $\left(\frac{AB}{DE} = \frac{BC}{EF} = \frac{CA}{FD} \right)$? Let us examine. You may recall that

in Class IX, you have obtained some criteria for congruency of two triangles involving only three pairs of corresponding parts (or elements) of the two triangles. Here also, let us make an attempt to arrive at certain criteria for similarity of two triangles involving relationship between less number of pairs of corresponding parts of the two triangles, instead of all the six pairs of corresponding parts. For this, let us perform the following activity:

Activity 4 : Draw two line segments BC and EF of two different lengths, say 3 cm and 5 cm respectively. Then, at the points B and C respectively, construct angles PBC and QCB of some measures, say, 60° and 40° . Also, at the points E and F, construct angles REF and SFE of 60° and 40° respectively (see Fig. 6.23).

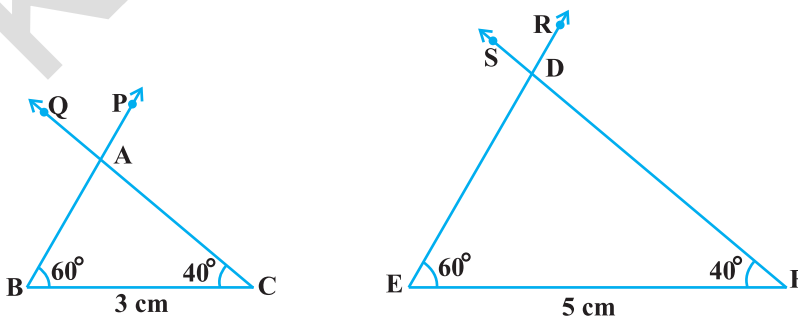


Fig. 6.23

Let rays BP and CQ intersect each other at A and rays ER and FS intersect each other at D. In the two triangles ABC and DEF, you can see that $\angle B = \angle E$, $\angle C = \angle F$ and $\angle A = \angle D$. That is, corresponding angles of these two triangles are equal. What can you say about their corresponding sides? Note that $\frac{BC}{EF} = \frac{3}{5} = 0.6$. What about $\frac{AB}{DE}$ and $\frac{CA}{FD}$? On measuring AB, DE, CA and FD, you will find that $\frac{AB}{DE}$ and $\frac{CA}{FD}$ are also equal to 0.6 (or nearly equal to 0.6, if there is some error in the measurement). Thus, $\frac{AB}{DE} = \frac{BC}{EF} = \frac{CA}{FD}$. You can repeat this activity by constructing several pairs of triangles having their corresponding angles equal. Every time, you will find that their corresponding sides are in the same ratio (or proportion). This activity leads us to the following criterion for similarity of two triangles.

Theorem 6.3 : *If in two triangles, corresponding angles are equal, then their corresponding sides are in the same ratio (or proportion) and hence the two triangles are similar.*

This criterion is referred to as the AAA (Angle–Angle–Angle) criterion of similarity of two triangles.

This theorem can be proved by taking two triangles ABC and DEF such that $\angle A = \angle D$, $\angle B = \angle E$ and $\angle C = \angle F$ (see Fig. 6.24)

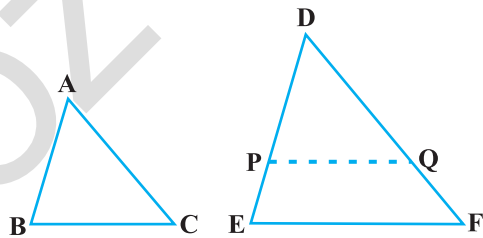


Fig. 6.24

Cut $DP = AB$ and $DQ = AC$ and join PQ.

So, $\triangle ABC \cong \triangle DPQ$ (Why?)

This gives $\angle B = \angle P = \angle E$ and $PQ \parallel EF$ (How?)

Therefore, $\frac{DP}{PE} = \frac{DQ}{QF}$ (Why?)

i.e., $\frac{AB}{DE} = \frac{AC}{DF}$ (Why?)

Similarly, $\frac{AB}{DE} = \frac{BC}{EF}$ and so $\frac{AB}{DE} = \frac{BC}{EF} = \frac{AC}{DF}$.

Remark : If two angles of a triangle are respectively equal to two angles of another triangle, then by the angle sum property of a triangle their third angles will also be equal. Therefore, AAA similarity criterion can also be stated as follows:

If two angles of one triangle are respectively equal to two angles of another triangle, then the two triangles are similar.

This may be referred to as the AA *similarity criterion* for two triangles.

You have seen above that if the three angles of one triangle are respectively equal to the three angles of another triangle, then their corresponding sides are proportional (i.e., in the same ratio). What about the converse of this statement? Is the converse true? In other words, if the sides of a triangle are respectively proportional to the sides of another triangle, is it true that their corresponding angles are equal? Let us examine it through an activity :

Activity 5 : Draw two triangles ABC and DEF such that AB = 3 cm, BC = 6 cm, CA = 8 cm, DE = 4.5 cm, EF = 9 cm and FD = 12 cm (see Fig. 6.25).

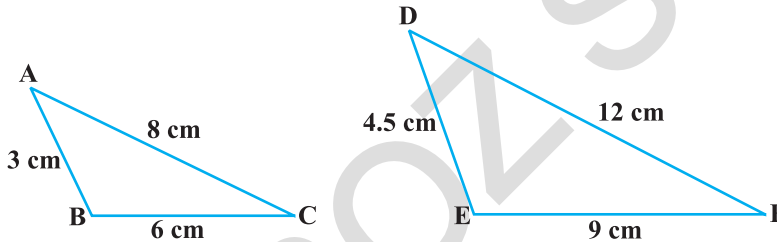


Fig. 6.25

So, you have : $\frac{AB}{DE} = \frac{BC}{EF} = \frac{CA}{FD}$ (each equal to $\frac{2}{3}$)

Now measure $\angle A$, $\angle B$, $\angle C$, $\angle D$, $\angle E$ and $\angle F$. You will observe that $\angle A = \angle D$, $\angle B = \angle E$ and $\angle C = \angle F$, i.e., the corresponding angles of the two triangles are equal.

You can repeat this activity by drawing several such triangles (having their sides in the same ratio). Everytime you shall see that their corresponding angles are equal. It is due to the following criterion of similarity of two triangles:

Theorem 6.4 : If in two triangles, sides of one triangle are proportional to (i.e., in the same ratio of) the sides of the other triangle, then their corresponding angles are equal and hence the two triangles are similar.

This criterion is referred to as the SSS (Side–Side–Side) *similarity criterion* for two triangles.

This theorem can be proved by taking two triangles ABC and DEF such that

$\frac{AB}{DE} = \frac{BC}{EF} = \frac{CA}{FD}$ (< 1) (see Fig. 6.26):

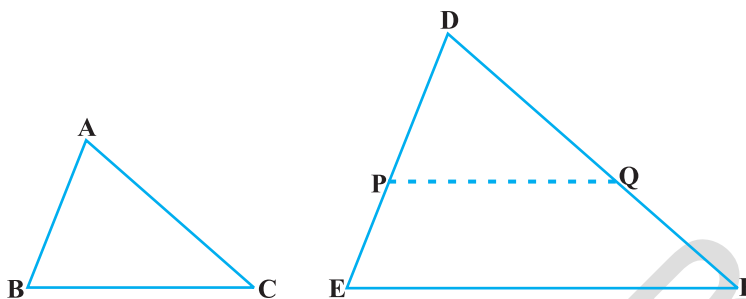


Fig. 6.26

Cut $DP = AB$ and $DQ = AC$ and join PQ .

It can be seen that $\frac{DP}{PE} = \frac{DQ}{QF}$ and $PQ \parallel EF$ (How?)

So, $\angle P = \angle E$ and $\angle Q = \angle F$.

Therefore, $\frac{DP}{DE} = \frac{DQ}{DF} = \frac{PQ}{EF}$

So, $\frac{DP}{DE} = \frac{DQ}{DF} = \frac{BC}{EF}$ (Why?)

So, $BC = PQ$ (Why?)

Thus, $\triangle ABC \cong \triangle DPQ$ (Why ?)

So, $\angle A = \angle D$, $\angle B = \angle E$ and $\angle C = \angle F$ (How ?)

Remark : You may recall that either of the two conditions namely, (i) corresponding angles are equal and (ii) corresponding sides are in the same ratio is not sufficient for two polygons to be similar. However, on the basis of Theorems 6.3 and 6.4, you can now say that in case of similarity of the two triangles, it is not necessary to check both the conditions as one condition implies the other.

Let us now recall the various criteria for congruency of two triangles learnt in Class IX. You may observe that SSS similarity criterion can be compared with the SSS congruency criterion. This suggests us to look for a similarity criterion comparable to SAS congruency criterion of triangles. For this, let us perform an activity.

Activity 6 : Draw two triangles ABC and DEF such that $AB = 2$ cm, $\angle A = 50^\circ$, $AC = 4$ cm, $DE = 3$ cm, $\angle D = 50^\circ$ and $DF = 6$ cm (see Fig.6.27).

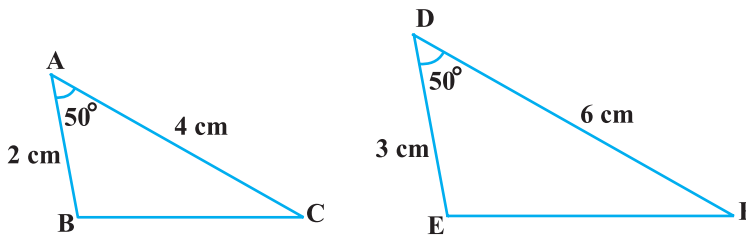


Fig. 6.27

Here, you may observe that $\frac{AB}{DE} = \frac{AC}{DF}$ (each equal to $\frac{2}{3}$) and $\angle A$ (included between the sides AB and AC) = $\angle D$ (included between the sides DE and DF). That is, one angle of a triangle is equal to one angle of another triangle and sides including these angles are in the same ratio (i.e., proportion). Now let us measure $\angle B$, $\angle C$, $\angle E$ and $\angle F$.

You will find that $\angle B = \angle E$ and $\angle C = \angle F$. That is, $\angle A = \angle D$, $\angle B = \angle E$ and $\angle C = \angle F$. So, by AAA similarity criterion, $\triangle ABC \sim \triangle DEF$. You may repeat this activity by drawing several pairs of such triangles with one angle of a triangle equal to one angle of another triangle and the sides including these angles are proportional. Everytime, you will find that the triangles are similar. It is due to the following criterion of similarity of triangles:

Theorem 6.5 : *If one angle of a triangle is equal to one angle of the other triangle and the sides including these angles are proportional, then the two triangles are similar.*

This criterion is referred to as the SAS (Side–Angle–Side) similarity criterion for two triangles.

As before, this theorem can be proved by taking two triangles ABC and DEF such that $\frac{AB}{DE} = \frac{AC}{DF}$ (< 1) and $\angle A = \angle D$ (see Fig. 6.28). Cut $DP = AB$, $DQ = AC$ and join PQ.

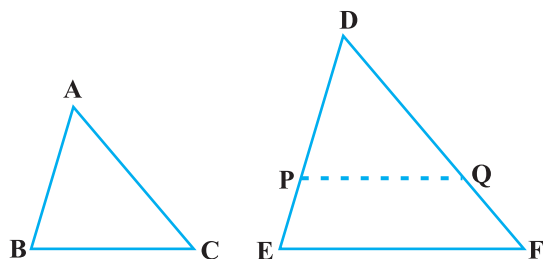


Fig. 6.28

Now, $PQ \parallel EF$ and $\triangle ABC \cong \triangle DPQ$ (How ?)

So, $\angle A = \angle D$, $\angle B = \angle P$ and $\angle C = \angle Q$

Therefore, $\triangle ABC \sim \triangle DEF$ (Why?)

We now take some examples to illustrate the use of these criteria.

Example 4 : In Fig. 6.29, if $PQ \parallel RS$, prove that $\triangle POQ \sim \triangle SOR$.

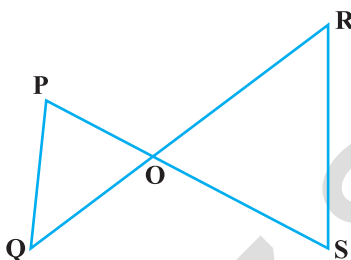


Fig. 6.29

Solution : $PQ \parallel RS$ (Given)
 So, $\angle P = \angle S$ (Alternate angles)
 and $\angle Q = \angle R$
 Also, $\angle POQ = \angle SOR$ (Vertically opposite angles)
 Therefore, $\triangle POQ \sim \triangle SOR$ (AAA similarity criterion)

Example 5 : Observe Fig. 6.30 and then find $\angle P$.

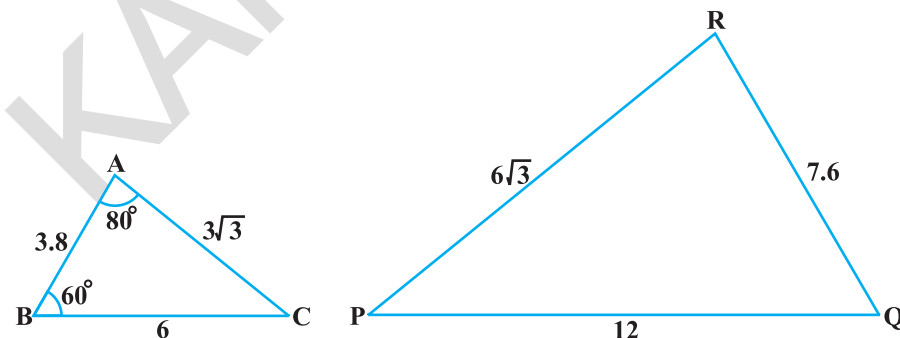


Fig. 6.30

Solution : In $\triangle ABC$ and $\triangle PQR$,

$$\frac{AB}{RQ} = \frac{3.8}{7.6} = \frac{1}{2}, \quad \frac{BC}{QP} = \frac{6}{12} = \frac{1}{2} \quad \text{and} \quad \frac{CA}{PR} = \frac{3\sqrt{3}}{6\sqrt{3}} = \frac{1}{2}$$

That is,
$$\frac{AB}{RQ} = \frac{BC}{QP} = \frac{CA}{PR}$$

So, $\triangle ABC \sim \triangle RQP$ (SSS similarity)

Therefore, $\angle C = \angle P$ (Corresponding angles of similar triangles)

But $\angle C = 180^\circ - \angle A - \angle B$ (Angle sum property)

$$= 180^\circ - 80^\circ - 60^\circ = 40^\circ$$

So, $\angle P = 40^\circ$

Example 6 : In Fig. 6.31,

$$OA \cdot OB = OC \cdot OD.$$

Show that $\angle A = \angle C$ and $\angle B = \angle D$.

Solution : $OA \cdot OB = OC \cdot OD$ (Given)

So,
$$\frac{OA}{OC} = \frac{OD}{OB} \quad (1)$$

Also, we have $\angle AOD = \angle COB$ (Vertically opposite angles) (2)

Therefore, from (1) and (2), $\triangle AOD \sim \triangle COB$ (SAS similarity criterion)

So, $\angle A = \angle C$ and $\angle D = \angle B$
(Corresponding angles of similar triangles)

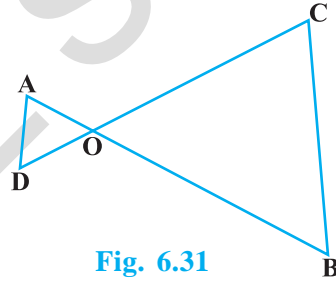


Fig. 6.31

Example 7 : A girl of height 90 cm is walking away from the base of a lamp-post at a speed of 1.2 m/s. If the lamp is 3.6 m above the ground, find the length of her shadow after 4 seconds.

Solution : Let AB denote the lamp-post and CD the girl after walking for 4 seconds away from the lamp-post (see Fig. 6.32).

From the figure, you can see that DE is the shadow of the girl. Let DE be x metres.

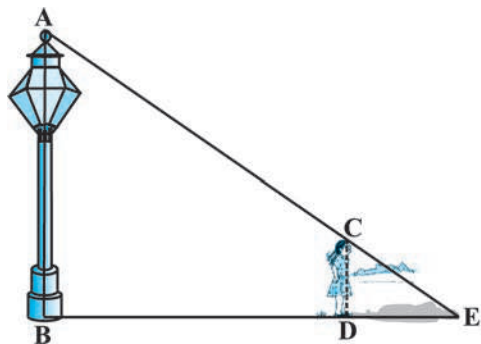


Fig. 6.32

Now, $BD = 1.2 \text{ m} \times 4 = 4.8 \text{ m}$.

Note that in $\triangle ABE$ and $\triangle CDE$,

$\angle B = \angle D$ (Each is of 90° because lamp-post as well as the girl are standing vertical to the ground)

and $\angle E = \angle E$ (Same angle)

So, $\triangle ABE \sim \triangle CDE$ (AA similarity criterion)

Therefore, $\frac{BE}{DE} = \frac{AB}{CD}$

i.e., $\frac{4.8 + x}{x} = \frac{3.6}{0.9}$ ($90 \text{ cm} = \frac{90}{100} \text{ m} = 0.9 \text{ m}$)

i.e., $4.8 + x = 4x$

i.e., $3x = 4.8$

i.e., $x = 1.6$

So, the shadow of the girl after walking for 4 seconds is 1.6 m long.

Example 8 : In Fig. 6.33, CM and RN are respectively the medians of $\triangle ABC$ and $\triangle PQR$. If $\triangle ABC \sim \triangle PQR$, prove that :

(i) $\triangle AMC \sim \triangle PNR$

(ii) $\frac{CM}{RN} = \frac{AB}{PQ}$

(iii) $\triangle CMB \sim \triangle RNQ$

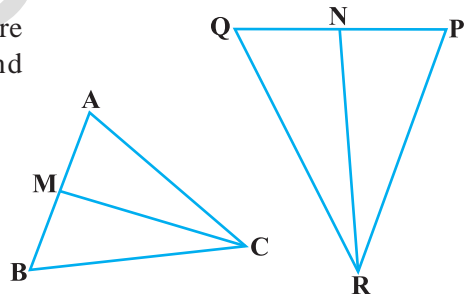


Fig. 6.33

(Given)

Solution : (i) $\triangle ABC \sim \triangle PQR$

So, $\frac{AB}{PQ} = \frac{BC}{QR} = \frac{CA}{RP}$ (1)

and $\angle A = \angle P$, $\angle B = \angle Q$ and $\angle C = \angle R$ (2)

But $AB = 2AM$ and $PQ = 2PN$
(As CM and RN are medians)

So, from (1), $\frac{2AM}{2PN} = \frac{CA}{RP}$

i.e.,
$$\frac{AM}{PN} = \frac{CA}{RP} \quad (3)$$

Also,
$$\angle MAC = \angle NPR \quad \text{[From (2)]} \quad (4)$$

So, from (3) and (4),

$$\Delta AMC \sim \Delta PNR \quad \text{(SAS similarity)} \quad (5)$$

(ii) From (5),
$$\frac{CM}{RN} = \frac{CA}{RP} \quad (6)$$

But
$$\frac{CA}{RP} = \frac{AB}{PQ} \quad \text{[From (1)]} \quad (7)$$

Therefore,
$$\frac{CM}{RN} = \frac{AB}{PQ} \quad \text{[From (6) and (7)]} \quad (8)$$

(iii) Again,
$$\frac{AB}{PQ} = \frac{BC}{QR} \quad \text{[From (1)]}$$

Therefore,
$$\frac{CM}{RN} = \frac{BC}{QR} \quad \text{[From (8)]} \quad (9)$$

Also,
$$\frac{CM}{RN} = \frac{AB}{PQ} = \frac{2 BM}{2 QN}$$

i.e.,
$$\frac{CM}{RN} = \frac{BM}{QN} \quad (10)$$

i.e.,
$$\frac{CM}{RN} = \frac{BC}{QR} = \frac{BM}{QN} \quad \text{[From (9) and (10)]}$$

Therefore,
$$\Delta CMB \sim \Delta RNQ \quad \text{(SSS similarity)}$$

[**Note :** You can also prove part (iii) by following the same method as used for proving part (i).]

EXERCISE 6.3

1. State which pairs of triangles in Fig. 6.34 are similar. Write the similarity criterion used by you for answering the question and also write the pairs of similar triangles in the symbolic form :

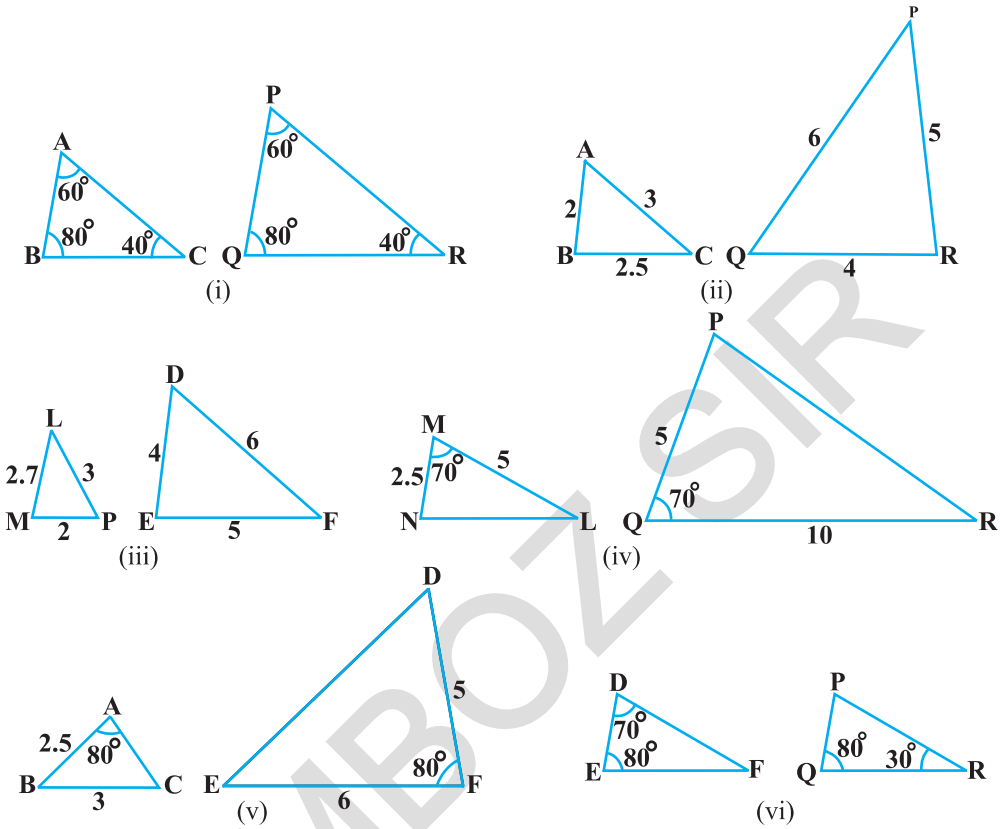
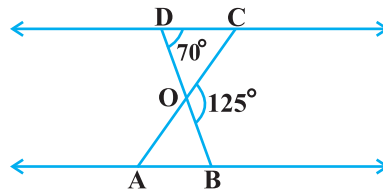


Fig. 6.34

2. In Fig. 6.35, $\triangle ODC \sim \triangle OBA$, $\angle BOC = 125^\circ$ and $\angle CDO = 70^\circ$. Find $\angle DOC$, $\angle DCO$ and $\angle OAB$.



3. Diagonals AC and BD of a trapezium ABCD with $AB \parallel DC$ intersect each other at the point O. Using a similarity criterion for two triangles, show that $\frac{OA}{OC} = \frac{OB}{OD}$.

Fig. 6.35

$$\frac{OA}{OC} = \frac{OB}{OD}$$

4. In Fig. 6.36, $\frac{QR}{QS} = \frac{QT}{PR}$ and $\angle 1 = \angle 2$. Show that $\triangle PQS \sim \triangle TQR$.

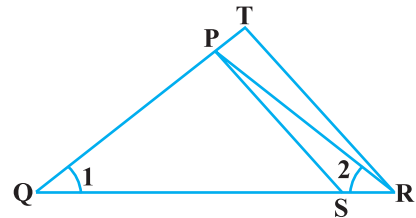


Fig. 6.36

5. S and T are points on sides PR and QR of $\triangle PQR$ such that $\angle P = \angle RTS$. Show that $\triangle RPQ \sim \triangle RTS$.

6. In Fig. 6.37, if $\triangle ABE \cong \triangle ACD$, show that $\triangle ADE \sim \triangle ABC$.

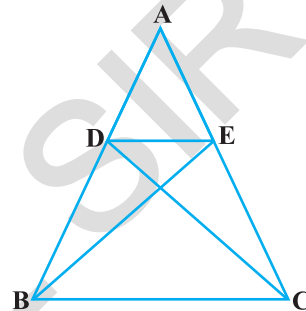


Fig. 6.37

7. In Fig. 6.38, altitudes AD and CE of $\triangle ABC$ intersect each other at the point P. Show that:

- (i) $\triangle AEP \sim \triangle CDP$
- (ii) $\triangle ABD \sim \triangle CBE$
- (iii) $\triangle AEP \sim \triangle ADB$
- (iv) $\triangle PDC \sim \triangle BEC$

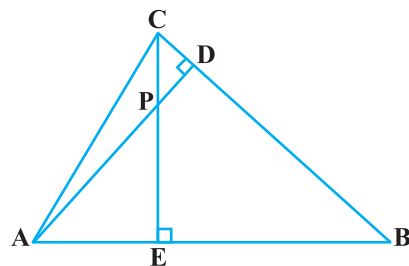


Fig. 6.38

8. E is a point on the side AD produced of a parallelogram ABCD and BE intersects CD at F. Show that $\triangle ABE \sim \triangle CFB$.

9. In Fig. 6.39, ABC and AMP are two right triangles, right angled at B and M respectively. Prove that:

- (i) $\triangle ABC \sim \triangle AMP$
- (ii) $\frac{CA}{PA} = \frac{BC}{MP}$

10. CD and GH are respectively the bisectors of $\angle ACB$ and $\angle EGF$ such that D and H lie on sides AB and FE of $\triangle ABC$ and $\triangle EFG$ respectively. If $\triangle ABC \sim \triangle FEG$, show that:

- (i) $\frac{CD}{GH} = \frac{AC}{FG}$
- (ii) $\triangle DCB \sim \triangle HGE$
- (iii) $\triangle DCA \sim \triangle HGF$

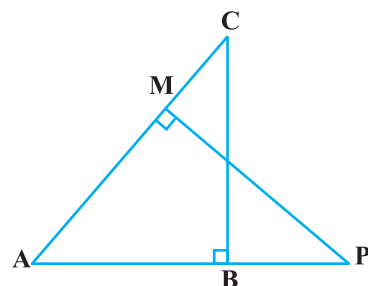


Fig. 6.39

11. In Fig. 6.40, E is a point on side CB produced of an isosceles triangle ABC with $AB = AC$. If $AD \perp BC$ and $EF \perp AC$, prove that $\triangle ABD \sim \triangle ECF$.
12. Sides AB and BC and median AD of a triangle ABC are respectively proportional to sides PQ and QR and median PM of $\triangle PQR$ (see Fig. 6.41). Show that $\triangle ABC \sim \triangle PQR$.
13. D is a point on the side BC of a triangle ABC such that $\angle ADC = \angle BAC$. Show that $CA^2 = CB \cdot CD$.
14. Sides AB and AC and median AD of a triangle ABC are respectively proportional to sides PQ and PR and median PM of another triangle PQR. Show that $\triangle ABC \sim \triangle PQR$.
15. A vertical pole of length 6 m casts a shadow 4 m long on the ground and at the same time a tower casts a shadow 28 m long. Find the height of the tower.
16. If AD and PM are medians of triangles ABC and PQR, respectively where

$$\triangle ABC \sim \triangle PQR, \text{ prove that } \frac{AB}{PQ} = \frac{AD}{PM}.$$

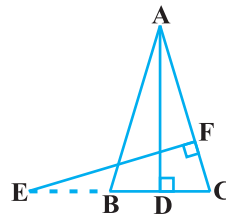


Fig. 6.40

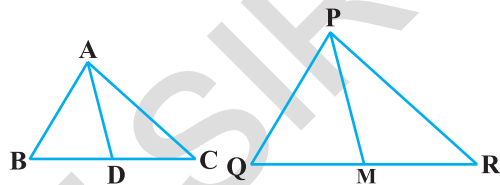


Fig. 6.41

6.5 Summary

In this chapter you have studied the following points :

- Two figures having the same shape but not necessarily the same size are called similar figures.
- All the congruent figures are similar but the converse is not true.
- Two polygons of the same number of sides are similar, if (i) their corresponding angles are equal and (ii) their corresponding sides are in the same ratio (i.e., proportion).
- If a line is drawn parallel to one side of a triangle to intersect the other two sides in distinct points, then the other two sides are divided in the same ratio.
- If a line divides any two sides of a triangle in the same ratio, then the line is parallel to the third side.
- If in two triangles, corresponding angles are equal, then their corresponding sides are in the same ratio and hence the two triangles are similar (AAA similarity criterion).
- If in two triangles, two angles of one triangle are respectively equal to the two angles of the other triangle, then the two triangles are similar (AA similarity criterion).

8. If in two triangles, corresponding sides are in the same ratio, then their corresponding angles are equal and hence the triangles are similar (SSS similarity criterion).
9. If one angle of a triangle is equal to one angle of another triangle and the sides including these angles are in the same ratio (proportional), then the triangles are similar (SAS similarity criterion).

A NOTE TO THE READER

If in two right triangles, hypotenuse and one side of one triangle are proportional to the hypotenuse and one side of the other triangle, then the two triangles are similar. This may be referred to as the RHS Similarity Criterion.

If you use this criterion in Example 2, Chapter 8, the proof will become simpler.